

Lockheed Brake Fluid Level Warning Light

SUITABLE APPLICATIONS

AUSTIN	Mini, Mini Cooper, A99, A110, A40, 1100 and 1300 all Models. Princess 1959 on.
AUSTIN HEALEY	Sprite, all Models.
D.A.F.	All Models except 44 and 55.
HILLMAN	Minx I, II, III *; Minx V on, Hunter, all Models.
HUMBER	Sceptre, all Models.
M.G.	MGA, MGB, MGBGT, Midget, 1100 & 1300
MORRIS	Mini, Mini Cooper, 1100 & 1300 all Models.
RILEY	Elf, Kestrel, all Models.
S.A.A.B.	95, 96, GT, except those fitted with auxiliary tank.

SINGER	Gazelle I, II, III *; Gazelle V on, Vogue, all Models.
SUNBEAM	Rapier I, II *; Rapier III on, 2000, all Models.
TRIUMPH	3 & 4 litres, 1100 & 1300 all Models.
VANDEN-PLAS	Viscount, Victor, VX4/90 all Models.
VAUXHALL	Velox & Cresta 1957 on with drum brakes *.
	Velox & Cresta with disc brakes, all Models.
WOLSELEY	Hornet, 1100, 1300, 1500, 4/44, 15/50, 6/99, 6/110, all Models.

ALSO ANY CAR FITTED WITH A TIN TANK TYPE OF BRAKE MASTER CYLINDER OF LOCKHEED MANUFACTURE.

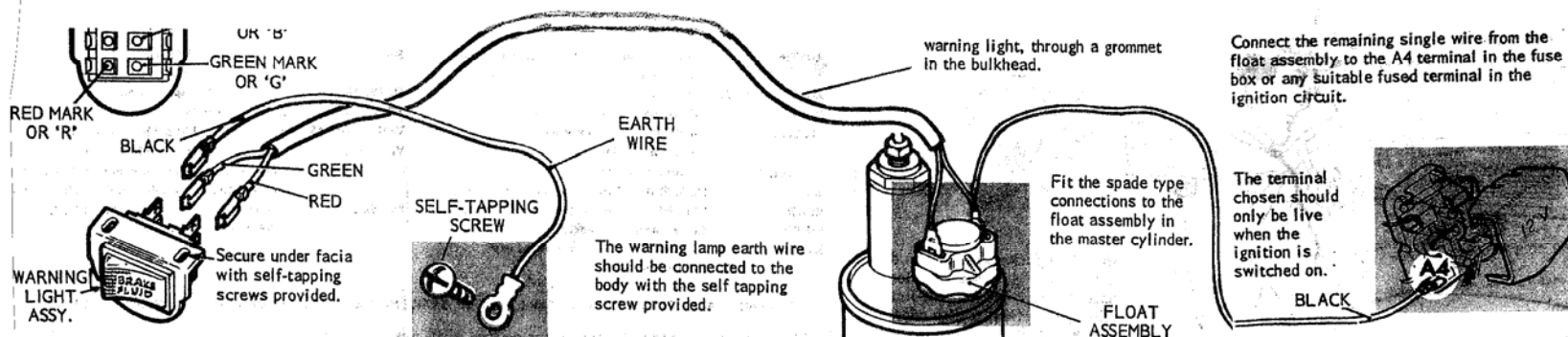
* N.B. Those cars marked * will also require an auxiliary supply tank Part No. SSB.768 as there is insufficient room for the float assembly.




AUTOMOTIVE PRODUCTS COMPANY LTD.
BANBURY, ENGLAND.
AUTOMOTIVE HOUSE, LAYHAM STREET,
LONDON W.1. EXPORT DIVISION.

WARNING LIGHT
Kit Part No. SSB.72652

This fluid level warning light, provides the driver with a visual indication that the fluid in the master cylinder supply tank requires replenishing.
This kit is suitable for all vehicles listed overleaf with a 12 volt negative or positive earth electrical circuit.
The installation of this kit does not eliminate the need to check the fluid level in the master cylinder supply tank at intervals specified in the vehicle manufacturers handbook.



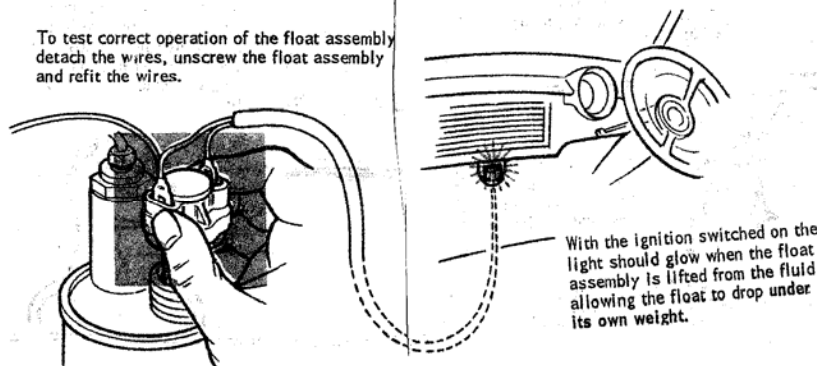
To test the bulb in the warning light, operate the switch by pressing the amber lens.



SS1029LN/1

PRINTED IN ENGLAND

To test correct operation of the float assembly detach the wires, unscrew the float assembly and refit the wires.



Where there is insufficient internal clearance to fit the float assembly directly into the master cylinder an auxiliary supply tank may be fitted.

