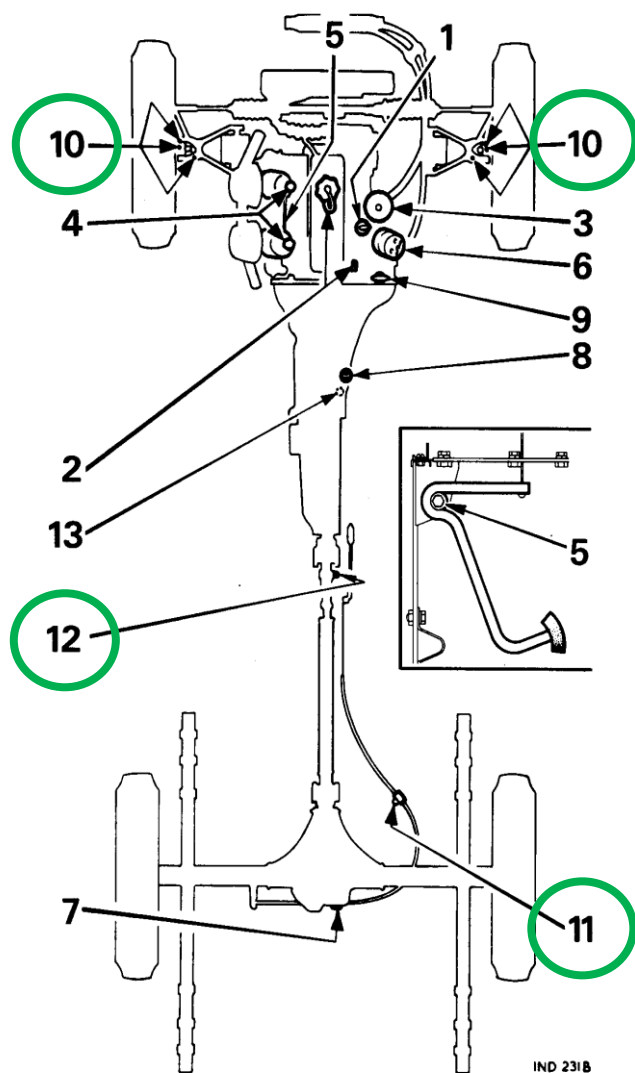


Timely note – grease up your nipples on an MGBGTV8

R.H.D. and L.H.D. EXCEPT NORTH AMERICA



Timely note

Nic Houslip provides a timely note for members who may be bringing an MGBGTV8 out of a Winter layup.

“For those of us who drive an MGBGTV8 there are a number of **grease nipples on the front suspension** that make a big difference to the feel of the car. They are located on the King Pin/Stub Axle assembly and there are 3 nipples each side. These are easily missed as in the gloom under the car and with their location on the trunnions it isn't easy to spot them.

If you take your car to a garage who services modern cars, remember that almost all modern cars have no grease nipples (the RV8 has none) and a young mechanic may not even be aware that they exist, especially as your car may have been born 10 years before he was.


The **front suspension nipples are located at position 10** in the diagram copied from the workshop manual. Failure to grease the front suspension nipples may lead to heavy steering, stiff suspension and eventually mechanical failure. There are two more that you can do if you have the time, one on the **propeller shaft** behind the gearbox and one on the **handbrake cable** at positions **11** and **12**.

Both of my MGBs needed lubrication and one replacement parts”.


The car can be raised using a pair of ramps so you have good access for the grease gun. It's a satisfying annual service routine pumping fresh grease into the front suspension.

Note: the MGBGTV8 handbook incorrectly refers to two nipples either side – so do make sure you grease up the third.

Timely note – grease up your nipples on an MGBGTV8




Nearside from the front of the car – two nipples with the third accessed from behind.



Nearside looking to the front – third nipple on the back of the nearside suspension..

Timely note – grease up your nipples on an MGBGTV8



Offside front suspension – three nipples accessed from the front



Four good pumps with the grease gun until clean grease emerges.